

www.aggretech.co



Type  
AGS1350M


DIESEL GENERATOR SET  
Fuel Consumption Optimized  
1 300/1 430 kVA

Machine Set

# Diesel Generator Set

## Type AGS1350M

1 300/1 430 kVA



Torsion-free base frame made of laser-cut, welded tilted steel profiles; machine group is mounted on base frame with rubber feet which allow the machine group to vibrate; however, there is no transfer of vibration to frame; eyelets for crane hooks included in base frame; engine and alternator are connected with steel flange coupling;

### Genset Data

Gross output - Prime power (PRP)	1 300 kVA
Gross output - Emergency power (EP)	1 430 kVA
Power factor (cos phi)	0.8
Nominal voltage	400 V / 230 V
Nominal current	1 876 A
Frequency	50 Hz
Speed	1 500 min
Load acceptance	approx. 50 %

### Fuel System<sup>4</sup>

Fuel consumption at		
100 % load		262.6 l/h
75 % load		200.9 l/h
50 % load		137.3 l/h
25 % load		82.5 l/h
Specific fuel consumption at		
100 % load		199 g/kWh
75 % load		203 g/kWh
50 % load		208 g/kWh
25 % load		250 g/kWh
Fuel tank capacity (Open Set)		-
Fuel tank capacity (Sound Proof)		-
Autonomy at full load (Open Set)		-
Autonomy at full load (Sound Proof)		-

### Dimensions and Weights

Open Set		
Length		4 200 mm
Width		1 670 mm
Height		2 310 mm
Weight		11 000 kg
Container		
Length		12 200 mm
Width		2 440 mm
Height		2 590 mm
Weight		17 500 kg

### Noise Emission<sup>5</sup>

Sound power $L_{WA}$ (Container)		110 dB(A)
Sound pressure $L_{pA}$ @ 7m (Container)		-

## Engine Data

Manufacturer	MTU
Type	12V 4000
Configuration	4 cycle; V; 12 cylinder Diesel
Aspiration	turbo charged with charge air cooler
Displacement	48,7 l
Gross output - Prime power (PRP)	1 102.0 kW
Gross output - Emergency power (LTP)	1 212.0 kW
Compression ratio	15.5:1
Governor type	electronic
Oil capacity (sump)	200 l
Oil consumption	< 0.5 % of fuel consumption
Starting voltage	24 V
Exhaust emission standard	TA Luft 4000 (Edition 1986)

## Combustion Air

Combustion air volume	5 400 m <sup>3</sup> /h
Air cleaner type	dry; replaceable element with safety cartridge

## Exhaust System

Max. exhaust gas temperature	493 °C
Max. exhaust back pressure	51 mbar
Exhaust gas flow	12 600 m <sup>3</sup> /h

## Heat Rejection

Heat rejection to coolant	480.0 kW
Heat rejection to charge air cooler	175.0 kW
Heat rejection to engine radiation and convection	75.0 kW
Heat rejection to alternator radiation and convection	70.0 kW

### Legend:

<sup>1</sup>PRP (Prime Power) is available at a variable load for unlimited hours. Adjustable permanent output 100 %, no time restrictions. Prime Power is in accordance with ISO 8528. A 10 % overload capacity is available for limited time in accordance with ISO 3046, AS 2789, DIN 6271 and BS 5514. The power consumption of the cooling system is not deducted.

<sup>2</sup>LTP (Limited Time Power) is applicable for supplying power to a constant electrical load for limited hours in the event of a main power network failure. No overload is permitted. LTP is in accordance with ISO 8528. The power consumption of the cooling system is not deducted.

<sup>3</sup>max. additional output in kVA (PRP).

<sup>4</sup>Fuel consumption according to MTU datasheet.

<sup>5</sup>at 75 % load, according to EU directive 2000/14/EG

## Alternator Data

Manufacturer	Aggretech
Type	ACG1500-4-400
Mechanical protection (IP class)	IP 23
Insulation class	H
Excitation	brushless, self-exciting synchronous alternator
Voltage control	electronic, self-regulating +/- 1 %
Short circuit capability	3x nominal current
AC wavefactor total harmonic distortion	< 2 %
Radio interference	EN 55011 Class B, Group 1
Efficiency (cos phi 0,8 / 400V) at	
100 % load	95.0 %
75 % load	94.8 %
50 % load	94.0 %
Cooling air volume	11 142 m <sup>3</sup> /h

## Cooling System

Standard of cooling system	water cooled
Typical fan power consumption	
- horizontal mounted remote radiator	30.0 kW
- vertical mounted remote radiator	15.0 kW
Cooling air flow	system-dependent
Coolant temperature (at engine outlet in front of cooling equipment)	95 °C
Max. coolant temperature after engine (Alarm)	97 °C
Max. coolant temperature after engine (Shutdown)	99 °C
Coolant flow rate	56 m <sup>3</sup> /h
Operating pressure	2.5 bar
Max. pressure in cooling system	-
Max. pressure loss in external cooling system	0.7 bar

### Quality standards:

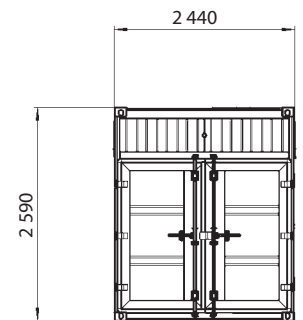
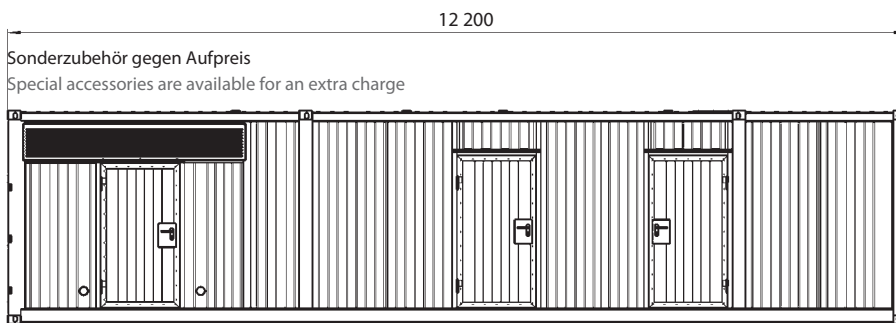
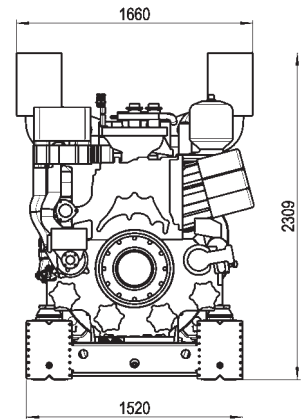
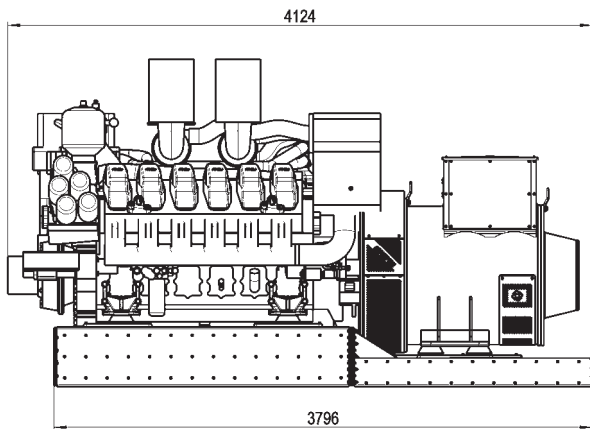
VDE 0530, DIN 6280, ISO 8528, IEC 34, BS 4999, BS 5000, BS 5514; We are certified specialist according to §19 I WHG.

All performance figures are to be understood for ambient conditions as follows: ambient temperature 25 °C, 100 m above sea level, rel. humidity 30 %. We reserve the right to change specifications without notice.

# Diesel Generator Set

## Type AGS1350M

1 300/1 430 kVA



Your authorised dealer

Drawings are not true to scale.

Weights refer to the dry weights and represent a set with standard features. Accessories and loose parts are not accounted. Drawings are for illustrative purposes only and might include special accessories.

We reserve the right to change specifications without notice.

A 3 / AGS1350M – 01/07/2010 – E

Electromech Engineering Ltd.  
Electromech House  
Unit 7 Otterswood Square  
Martland Mill Industrial Estate  
WIGAN  
Lancashire  
WN5 0LF

Telephone: 01942 226322  
Fax: 01942 226307  
email: [sales@electromech.org](mailto:sales@electromech.org)

