

www.aggretech.co



Type
AGS1050M

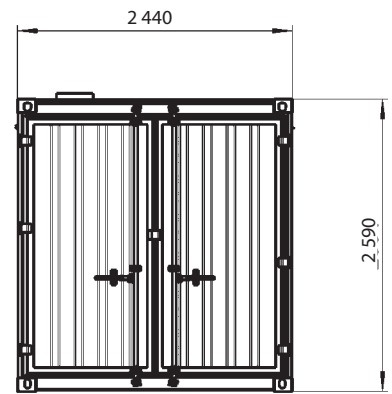
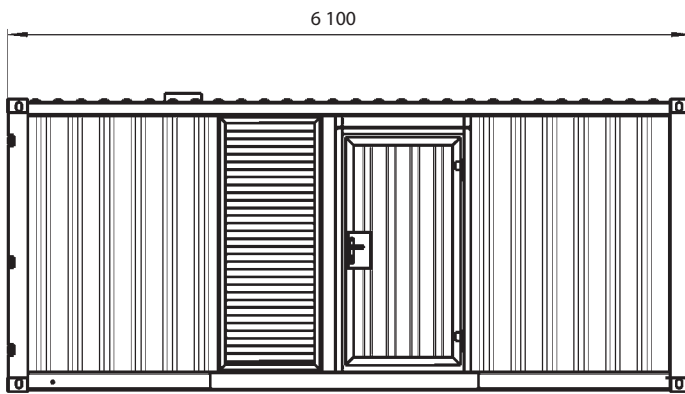
DIESEL GENERATOR SET
Fuel Consumption Optimized
1 000/1 100 kVA

Machine Set

Diesel Generator Set

Type AGS1050M

1 000/1 100 kVA



Your authorised dealer

Drawings are not true to scale.

Weights refer to the dry weights and represent a set with standard features. Accessories and loose parts are not accounted. Drawings are for illustrative purposes only and might include special accessories.

We reserve the right to change specifications without notice.

A 3 / AGS1050M – 01/07/2010 – E

Electromech Engineering Ltd.
Electromech House
Unit 7 Otterswood Square
Martland Mill Industrial Estate
WIGAN
Lancashire
WN5 0LF


Telephone: 01942 226322
Fax: 01942 226307
email: sales@electromech.org



Diesel Generator Set

Type AGS1050M

1 000/1 100 kVA



Torsion-free base frame made of laser-cut, welded tilted steel profiles; machine group is mounted on base frame with rubber feet which allow the machine group to vibrate; however, there is no transfer of vibration to frame; eyelets for crane hooks included in base frame; engine and alternator are connected with steel flange coupling;

Genset Data

| | |
|------------------------|---------------|
| Prime power (PRP) | 1 000 kVA |
| Emergency power (ETP) | 1 100 kVA |
| Power factor (cos phi) | 0.8 |
| Nominal voltage | 400 V / 230 V |
| Nominal current | 1 443 A |
| Frequency | 50 Hz |
| Speed | 1 500 min |
| Load acceptance | approx. 40 % |

Fuel System⁴

| | | |
|-------------------------------------|--|-----------|
| Fuel consumption at | | |
| 100 % load | | 211.0 l/h |
| 75 % load | | 156.7 l/h |
| 50 % load | | 107.1 l/h |
| 25 % load | | 59.2 l/h |
| Specific fuel consumption at | | |
| 100 % load | | 198 g/kWh |
| 75 % load | | 196 g/kWh |
| 50 % load | | 201 g/kWh |
| 25 % load | | 222 g/kWh |
| Fuel tank capacity (Open Set) | | - |
| Fuel tank capacity (Sound Proof) | | - |
| Autonomy at full load (Open Set) | | - |
| Autonomy at full load (Sound Proof) | | - |

Dimensions and Weights

| | | |
|-------------|--|-----------|
| Open Set | | |
| Length | | - |
| Width | | - |
| Height | | - |
| Weight | | 7 800 kg |
| Sound Proof | | |
| Length | | 6 100 mm |
| Width | | 2 440 mm |
| Height | | 2 590 mm |
| Weight | | 11 800 kg |

Noise Emission⁵

| | | |
|--|--|-----------|
| Sound power L_{WA} (Container) | | 110 dB(A) |
| Sound pressure L_{PA} @ 7m (Container) | | - |

Engine Data

| | |
|--------------------------------------|--------------------------------------|
| Manufacturer | MTU |
| Type | 16V 2000 G65 |
| Configuration | 4 cycle; V; 16 cylinder Diesel |
| Aspiration | turbo charged with charge air cooler |
| Displacement | 31.84 l |
| Gross output - Prime power (PRP) | 890.0 kW |
| Gross output - Emergency power (LTP) | 979.0 kW |
| Compression ratio | 16.0:1 |
| Governor type | electronic |
| Oil capacity (sump) | 92 l |
| Oil consumption | < 1.0 % of fuel consumption |
| Starting voltage | 24 V |
| Exhaust emission standard | TA Luft 4000 (Edition 1986) |

Combustion Air

| | |
|-----------------------|--|
| Combustion air volume | 3 960 m ³ /h |
| Air cleaner type | dry; replaceable element with safety cartridge |

Exhaust System

| | |
|------------------------------|--------------------------|
| Max. exhaust gas temperature | 530 °C |
| Max. exhaust back pressure | 85 mbar |
| Exhaust gas flow | 10 620 m ³ /h |

Heat Rejection

| | |
|---|----------|
| Heat rejection to coolant | 400.0 kW |
| Heat rejection to charge air cooler | 170.0 kW |
| Heat rejection to engine radiation and convection | 45.0 kW |
| Heat rejection to alternator radiation and convection | 42.8 kW |

Legend:

¹PRP (Prime Power) is available at a variable load for unlimited hours. Adjustable permanent output 100 %, no time restrictions. Prime Power is in accordance with ISO 8528. A 10 % overload capacity is available for limited time in accordance with ISO 3046, AS 2789, DIN 6271 and BS 5514.

²LTP (Limited Time Power) is applicable for supplying power to a constant electrical load for limited hours in the event of a main power network failure. No overload is permitted. LTP is in accordance with ISO 8528.

³max. additional output in kVA (PRP).

⁴Fuel consumption according to MTU datasheet.

⁵at 75 % load, according to EU directive 2000/14/EG

Alternator Data

| | |
|---|---|
| Manufacturer | Aggretech |
| Type | ACG1000-4-400 |
| Mechanical protection (IP class) | IP 23 |
| Insulation class | H |
| Excitation | brushless, self-exciting synchronous alternator |
| Voltage control | electronic, self-regulating +/- 1 % |
| Short circuit capability | 3x nominal current |
| AC wavefactor total harmonic distortion | < 2 % |
| Radio interference | EN 55011 Class B, Group 1 |
| Efficiency (cos phi 0,8 / 400V) at | |
| 100 % load | 94.9 % |
| 75 % load | 94.7 % |
| 50 % load | 93.6 % |
| Cooling air volume | 6 360 m ³ /h |

Cooling System

| | |
|--|--------------------------|
| Standard of cooling system | water cooled |
| Fan power consumption | 44.0 kW |
| Cooling air flow | 74 160 m ³ /h |
| Coolant temperature (at engine outlet in front of cooling equipment) | 95 °C |
| Max. coolant temperature after engine (Alarm) | 97 °C |
| Max. coolant temperature after engine (Shutdown) | 102 °C |
| Coolant flow rate | 40 m ³ /h |
| Operating pressure | 2.2 bar |
| Max. pressure in cooling system | - |
| Max. pressure loss in external cooling system | 0.7 bar |

Quality standards:

VDE 0530, DIN 6280, ISO 8528, IEC 34, BS 4999, BS 5000, BS 5514; We are certified specialist according to §19 I WHG.

All performance figures are to be understood for ambient conditions as follows: ambient temperature 25 °C, 100 m above sea level, rel. humidity 30 %.

We reserve the right to change specifications without notice.